

Voltage Indicators

Digital Voltage Indicators

The Digital Voltage Indicators (DVI) are single point instruments designed to read the voltage on a conductor up to 500kV line-to-ground. The large LED readout is easy to read on the end of a long hotstick and can be used on overhead lines or in underground applications with an underground bushing probe, sold separately.

The DVI emit an audible alarm when voltage above 100VAC is detected. They are very easy to use as there are no range selector switches or settings to be made – just contact the conductor and read the display.

FEATURES

- For use on system voltages up to 800kV (reads up to 500kV line-to-ground)
- No range selector switch or settings required
- Large LED display indicates the line-to-ground voltage level
- Display is easy to read in bright or dark conditions
- Voltage readout allows the user to distinguish between nominal and induced voltages
- Audible indication when voltage is detected
- Measure elbow test points with the DVI-500T and DVI-100T
- Built-in universal spline for standard hotstick attachment
- Built-in self test to verify proper operation
- Auto shutoff with low battery function
- Powered by a field replaceable 9V alkaline battery
- Compact, rugged and lightweight polycarbonate housing
- Kits are available, contact factory for details




DVI-500T



DVI-100T

THERE ARE 4 DVI MODELS

- The **NEW** DVI-500 indicates voltage from 0.1kV to 500kV on overhead and underground systems – displaying the voltage on a large 3-digit LED display.
- The **NEW** DVI-500T with Test Point Mode has the added feature of indicating voltage on elbow test points.
- The DVI-100 indicates voltage from 0.1kV to 99kV on overhead and underground systems – displaying the voltage on a large 2-digit LED display.
- The DVI-100T with Test Point Mode has the added feature of indicating voltage on elbow test points.




HD ELECTRIC COMPANY

1475 LAKESIDE DRIVE • WAUKEGAN, ILLINOIS 60085 U.S.A.
PHONE 847.473.4980 • FAX 847.473.4981 • website: www.HDElectricCompany.com



DVI-500

0.1kV - 500kV



The DVI-500 is designed to be used on both transmission and distribution systems in overhead and underground applications. The DVI-500 indicates voltage from 0.1kV – 500kV and is auto-ranging with no range selector switch or settings required. Voltage is displayed on a large 1.45" LED display with a 3-digit readout. In addition, an audible alarm alerts the user to the presence of voltage above 100VAC. The DVI is auto shut-off and will turn off after 4 minutes of inactivity.

Two overhead probes are supplied with the DVI-500 - a large 6" overhead hook probe for transmission system use (HP-DVI-6) and a smaller 2" overhead hook probe for distribution system use (HP-DVI-2). Simply attach the correct probe for the proper overhead application. Use of a hotstick is required for all overhead and underground applications.

The DVI-500T can be used in underground applications to measure elbow test points using the underground probe (IEP-DVI-5).



DVI-500 SPECIFICATIONS

Model Numbers: DVI-500 or DVI-500T

Operating Voltage Range:
0-500kV line-to-ground, auto-ranging

Operating Frequency: 60Hz
(50Hz available)

Operating Temperature Range:
-40°F to +120°F (-40°C to +49°C)

Dimensions:
Housing: 4.1"H x 6.8"L x 4.3"D
(10.4cm x 17.3cm x 10.9cm)
HP-DVI-2 Overhead Probe: 8"L (20.3cm)
HP-DVI-6 Overhead Probe: 12"L (30.5cm)

Weight: 1.4 lb. (0.64 kg)

LED Height: 1.47 inches (3.7cm)

Accuracy: Laboratory calibrated to +/-3%
Typical overhead line accuracy in compact overhead three phase configuration +/-25%

Power Supply:
Field replaceable 9V alkaline battery

Battery Life: About 100 readings with 9V alkaline battery

Standard Overhead Probes:
(for overhead use only)
HP-DVI-2 and HP-DVI-6

Carrying Case:
CS-DVI-5 Rugged Plastic Carrying Case

Optional Underground Probe:
(for underground use only)
IEP-DVI-5 - for 15, 25 and 35kV Class



DVI-100

0.1kV - 99kV



The DVI-100 is designed to be used on distribution systems in both overhead and underground applications and on transmission systems up to 138kV. The DVI-100 indicates voltage from 0.1kV – 99kV and is auto-ranging. Voltage is displayed on a large 2.25" LED display with a 2-digit readout. In addition, an audible alarm alerts the user to the presence of voltage above 100VAC. The DVI is auto shut-off and will turn off after 3-4 minutes of inactivity.

A 2" overhead hook probe (HP-DVI) is supplied with the DVI-100 units. Use of a hotstick is required for all overhead and underground applications.

The DVI-100T can be used in underground applications to measure elbow test points using the underground probe (IEP-DVI).

DVI-100 SPECIFICATIONS

Model Numbers: DVI-100 or DVI-100T

Operating Voltage Range:
0-99kV line-to-ground, auto-ranging

Operating Frequency: 60Hz
(50Hz available)

Operating Temperature Range:
-40°F to +120°F (-40°C to +49°C)

Dimensions:
Housing: 4.1"H x 6.8"L x 4.3"D
(10.4cm x 17.3cm x 10.9cm)
HP-DVI Overhead Probe: 8"L (20.3cm)

Weight: 1.4 lb. (0.64 kg)

LED Height: 2.25 inches (5.7cm)

Accuracy: Laboratory calibrated to +/-3%
Typical overhead line accuracy in compact overhead three phase configuration +/-25%

Power Supply:
Field replaceable 9V alkaline battery

Battery Life: About 100 readings
with 9V alkaline battery

Standard Overhead Probe:
(for overhead use only)
HP-DVI

Carrying Case:
CS-DVI Rugged Plastic Carrying Case

Optional Underground Probe:
(for underground use only)
IEP-DVI - for 15, 25 and 35kV Class



ACCESSORIES

IEP-DVI (Required for Underground Applications)



The IEP-DVI is required for underground or pad mount applications, as well as measuring elbow test points with the DVI-500T and DVI-100T. Use of a hotstick is required for all overhead and underground applications.

B-30 Carrying Bag



PT-DVI Proof Tester

To test the DVI using an external voltage source, the PT-DVI Proof Tester should be used before and after each use to verify proper operation.

DVI-500 Kit (DVI-500T/K02)



DVI-100 with Carrying Case



DVI-500 SERIES ORDERING INFORMATION

DVI-500	Indicates Voltage up to 500 kV, Includes (1) HP-DVI-2, (1) HP-DVI-6 and CS-DVI-5 Case
DVI-500T/K01	Indicates Voltage up to 500 kV with Capacitive Test Point Mode, Kit Includes DVI-500T, (1) HP-DVI-2, (1) HP-DVI-6, (1) IEP-DVI-5, CS-DVI-5 Case
DVI-500T/K02	Kit Includes DVI-500T, (1) HP-DVI-2, (1) HP-DVI-6, (1) IEP-DVI-5, (1) PT-DVI and CS-DVI-5 Case
DVI-500/K01	Kit Includes DVI-500, (1) HP-DVI-2, (1) HP-DVI-6, (1) IEP-DVI-5, CS-DVI-5 Case
DVI-500/K02	Kit Includes DVI-500, (1) HP-DVI-2, (1) HP-DVI-6, (1) IEP-DVI-5, (1) PT-DVI and CS-DVI-5 Case
HP-DVI-2	Overhead Hook Probe for DVI-500 Units, 2" Diameter Opening
HP-DVI-6	Overhead Hook Probe for DVI-500 Units, 6" Diameter Opening
IEP-DVI-5	Underground Bushing Probe for DVI-500 Units, 15, 25 & 35 kV Class
CS-DVI-5	Plastic Case for DVI-500 Units


DVI-100 SERIES ORDERING INFORMATION

DVI-100	Indicates Voltage up to 99 kV, Includes (1) HP-DVI and CS-DVI Case
DVI-100T/K01	Indicates Voltage up to 99 kV with Capacitive Test Point Mode, Kit Includes DVI-100T, (1) HP-DVI, (1) IEP-DVI and CS-DVI Case
DVI-100T/K02	Kit Includes DVI-100T, (1) HP-DVI, (1) IEP-DVI, (1) PT-DVI and CS-DVI Case
DVI-100/K01	Kit Includes DVI-100, (1) HP-DVI, (1) IEP-DVI and CS-DVI Case
DVI-100/K02	Kit Includes DVI-100, (1) HP-DVI, (1) IEP-DVI, (1) PT-DVI and CS-DVI Case
HP-DVI	Overhead Hook Probe for DVI-100 Units, 2" Diameter Opening
IEP-DVI	Underground Bushing Probe for DVI-100 Units, 15, 25 and 35 kV Class
CS-DVI	Plastic Case for DVI-100 Units


ACCESSORIES ORDERING INFORMATION

B-30	Carrying Bag with Fluorescent/Reflective Safety Stripes and Carrying Strap
PT-DVI	Proof Tester for Digital Voltage Indicators
HSA-2500	Universal Hotstick Adapter (Shotgun)
S-4H	4' Fixed Length Fiberglass Hotstick
S-6H	6' Fixed Length Fiberglass Hotstick

HP-DVI-2 Small Overhead Hook Probe



HP-DVI-6 Large Overhead Hook Probe



All sales are subject to the terms and conditions of the Limitation of Warranty and Liability set forth in the product Instruction Manual and at www.HDElectricCompany.com. Users must read and agree to the limitation terms, as stated, before using the product.

HD Electric Company is committed to ongoing review and improvement of its product lines, and thus reserves the right to modify product design and specifications without notice.

HD Electric Company products are available through HD sales representatives worldwide.

Printed in U.S.A. © HD Electric Company 2009 • Bulletin No. DVI-FAM100a